



TAI-SAW TECHNOLOGY CO., LTD.

No. 3, Industrial 2nd Rd., Ping-Chen Industrial District,
Taoyuan, 324, Taiwan, R.O.C.

TEL: 886-3-4690038 FAX: 886-3-4697532

E-mail: tstsales@mail.taisaw.com Web: www.taisaw.com

Product Specifications Approval Sheet

Product Description: Crystal Unit SMD 2.0x1.6 48.0MHz

TST Part No.: TZ3780EA4244

Customer Part No.: _____

Customer signature required
Company: _____
Division: _____
Approved by : _____
Date: _____

Checked by: _____ Glen Peng *Glen*

Approved by: _____ Kelly Huang *Kelly Huang*

Date: _____ 07/04/2023

1. Customer signed back is required before TST can proceed with sample build and receive orders.
2. Orders received without customer signed back will be regarded as agreement on the specifications.
3. Any specifications changes must be approved upon by both parties and a new revision of specifications shall be released to reflect the changes.



TAI-SAW TECHNOLOGY CO., LTD.
Crystal Unit SMD 2.0x1.6 48.0MHz

MODEL NO.: TZ3780EA4244

REV. NO.: 1

Revise:

Rev.	Rev. Page	Rev. Account	Date	Ref. No.	Revised by
1	N/A	Initial release	06/16/21'	N/A	Glen Peng
2	4	Update the Base dimensions	07/04/23'	ECN-202300289	Glen Peng

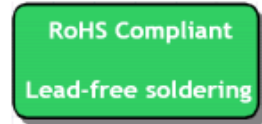


MODEL NO.: TZ3780EA4244

REV. NO.: 1

Features:

- Surface Mount Hermetic Package
- Excellent Reliability Performance
- Good Frequency Perturbation and Stability over temperature
- Ultra Miniature Package
- AEC-Q200 compliance
- Moisture Sensitivity Level (MSL) : Level-1



Description and Applications:

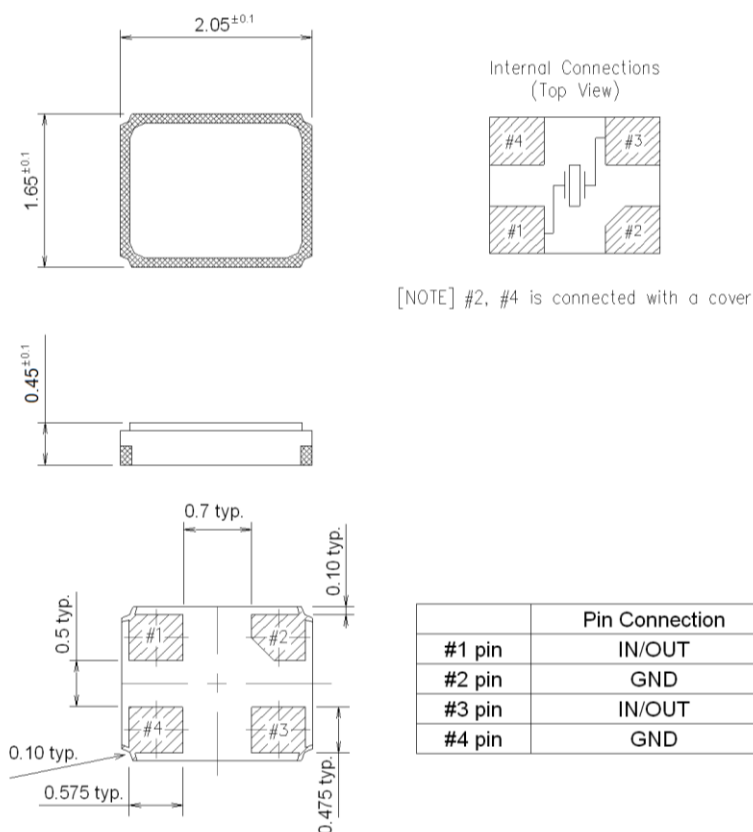
Surface mount 2.0mmx1.6mm crystal unit for use in wireless communications devices, especially for a need of ultra miniature package for mobility.

Electrical Specifications:

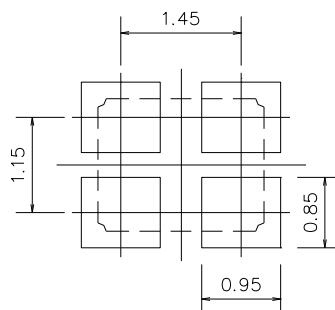
TZ3780EA4244	Specification
Nominal Frequency	48.000000 MHz
Mode of Oscillation	Fundamental
Storage Temperature Range	-40°C to +125°C
Operating Temperature Range	-40°C to +125°C
Frequency Stability over Operating Temperature Range	+/-20 ppm @ -40°C ~ -30°C +/-15 ppm @ -30°C ~ +85°C +/-40 ppm @ +85°C ~ +105°C +/-80 ppm @ +105°C ~ +125°C (referred to the value at 25°C)
Frequency Make Tolerance (FL)	+/-10 ppm @ 25°C +/- 3°C
Equivalent Series Resistance (ESR)	40 Ω max
Nominal Drive Level	10uW typical and 200uW max
Shunt Capacitance (Co)	0.89 pF typical
Motional Capacitance (C1)	3.39 fF typical
Motional Inductance (L1)	3.24 mH typical
Load Capacitance (CL)	7 pF

Aging	+/-3 ppm/ year
Insulation Resistance	500 MΩ min./DC 100V
Marking	Laser Marking
Unit Weight	5.7mg+/-0.5mg

Mechanical Dimensions (mm): Base



Recommended Land Pattern: (unit: mm)

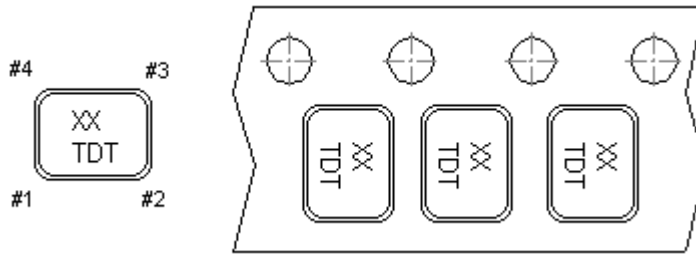


Recommended Land Pattern

Marking:

Line 1: XX; Frequency (48)

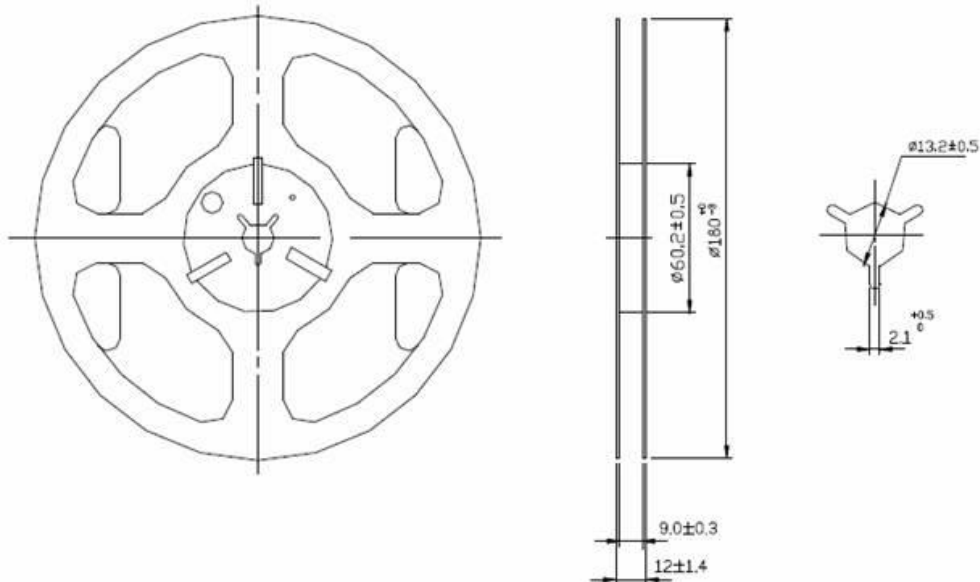
Line 2: T; Traceable Code + D; date Code of Year/Month+ T ; Traceability code (1 or no letter)



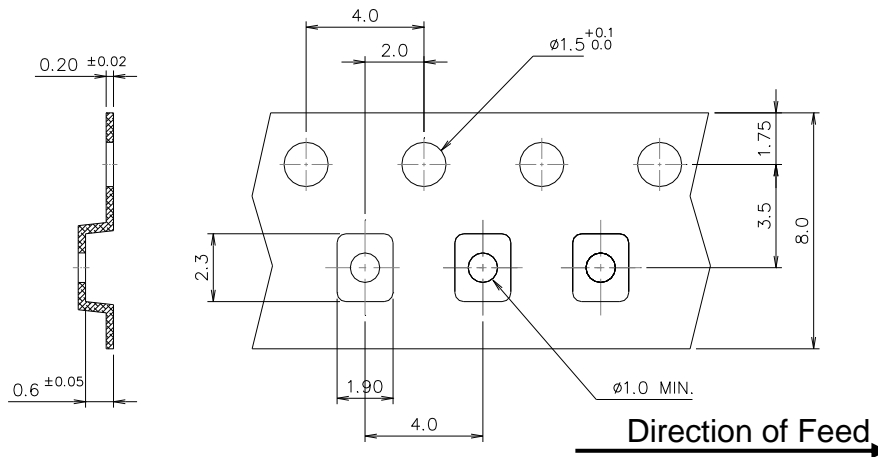
Date Code Table: Year/Month

Year/Month	1	2	3	4	5	6	7	8	9	10	11	12
2020	a	b	c	d	e	f	g	h	i	j	k	m
2021	n	p	q	r	s	t	u	v	w	x	y	z
2022	A	B	C	D	E	F	G	H	J	K	L	M
2023	N	P	Q	R	S	T	U	V	W	X	Y	Z
2024	a	b	c	d	e	f	g	h	i	j	k	m
2025	n	p	q	r	s	t	u	v	w	x	y	z
2026	A	B	C	D	E	F	G	H	J	K	L	M
2027	N	P	Q	R	S	T	U	V	W	X	Y	Z

Reel Dimensions (mm):



Tape Dimensions (mm):

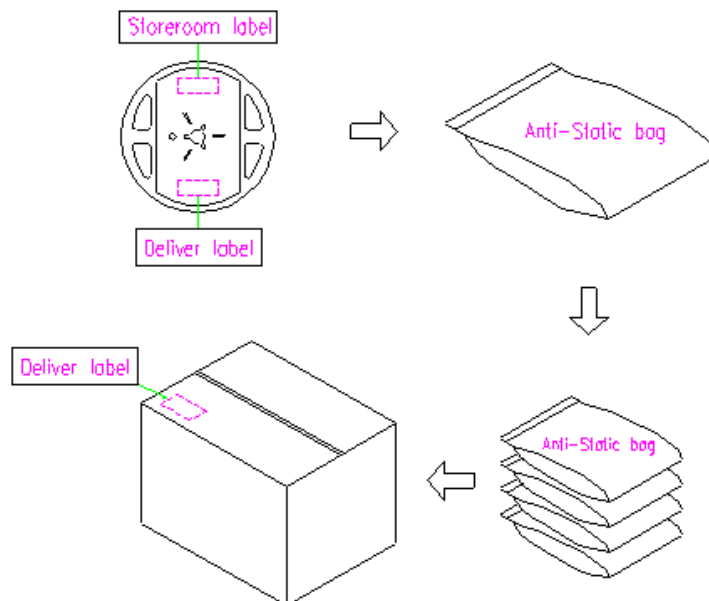


[NOTE]:

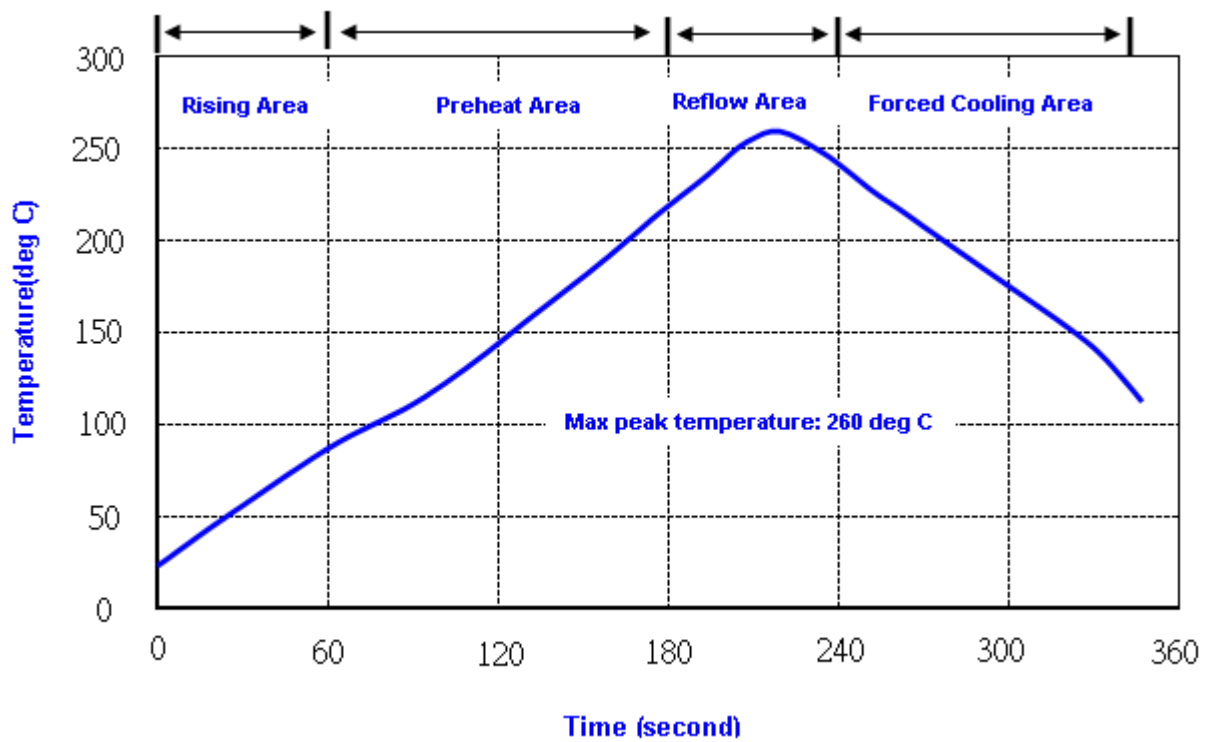
1. Unless otherwise specified tolerance on dimension ± 0.1 mm.
2. Material: conductive polystyrene with color black.
3. 10 pitch cumulative tolerance ± 0.2 mm.

Packing Quantity/Packing:

3K pcs maximum per reel



Reflow Profile:



- Note: 1. Max peak temperature: 260 \pm 5 deg C; Time: 10 \pm 2 sec
2. Temperature: 217 \pm 5 deg C; Time: 90~100 sec

Reliability Specifications (AEC-Q200)

Test name	Test process / method	Reference standard
Mechanical characteristics		
resistance to Soldering heat (IR reflow)	Temp./ Duration : 265°C /10sec x2 times Total time : 4min.(IR-reflow)	EIAJED-4701 -300(301)M(II)
Vibration	Total peak amplitude : 1.5mm Vibration frequency : 10 to 2000 Hz Sweep period : 20 minute Vibration directions : 3 mutually perpendicular	MIL-STD 202G method 204
Mechanical Shock	directions : 3 impacts per axis Acceleration : 6000g's, +20/-0 % Duration : 0.3 ms (total 18 shocks) Waveform : Half-sine	MIL-STD 202G method 213
Solderability	Solder Temperature:265±5°C Duration time: 5±0.5 seconds.	J-STD-002
Environmental characteristics		
Thermal Shock	Heat cycle conditions -55 °C (30min) ↔ 125 °C (30min) * cycle time : 1000 times	MIL-STD 883G method 1010.8
Humidity test	Temperature : 85 ± 2 °C Relative humidity : 85% Duration : 1000 hours	MIL-STD 202G method 103
Dry heat (Aging test)	Temperature : 125 ± 2 °C Duration : 1000 hours	MIL-STD 202G method 108A
Cold resistance (Low Temp Storage)	Temperature : -40 ± 3 °C Duration : 1000 hours	IEC 60068-2-1