



# TAI-SAW TECHNOLOGY CO., LTD.

No. 3, Industrial 2nd Rd., Ping-Chen Industrial District,  
Taoyuan, 324, Taiwan, R.O.C.

TEL: 886-3-4690038 FAX: 886-3-4697532

E-mail: [tstsales@mail.taisaw.com](mailto:tstsales@mail.taisaw.com) Web: [www.taisaw.com](http://www.taisaw.com)


## Product Specifications Approval Sheet


Product Description: SAW Filter 460 MHz SMD 3.8x3.8 mm (BW=20 MHz)

TST Part No.: TA1633A

Customer Part No.: \_\_\_\_\_

Customer signature required
Company: _____
Division: _____
Approved by : _____
Date: _____

Checked by: \_\_\_\_\_ David Chang 

Approved by: \_\_\_\_\_ Bob Chau 

Date: \_\_\_\_\_ 2013/07/31

1. Customer signed back is required before TST can proceed with sample build and receive orders.
2. Orders received without customer signed back will be regarded as agreement on the specifications.
3. Any specifications changes must be approved upon by both parties and a new revision of specifications shall be released to reflect the changes.



# TAI-SAW TECHNOLOGY CO., LTD.

No. 3, Industrial 2nd Rd., Ping-Chen Industrial District,  
Taoyuan, 324, Taiwan, R.O.C.

TEL: 886-3-4690038 FAX: 886-3-4697532

E-mail: [tstsales@mail.taisaw.com](mailto:tstsales@mail.taisaw.com) Web: [www.taisaw.com](http://www.taisaw.com)

## SAW Filter 460 MHz

MODEL NO.:TA1633A

REV. NO.:1

### A. MAXIMUM RATING:

1. Input Power Level: 15 dBm
2. DC Voltage : 0 V
3. Operating Temperature: -40°C to +85°C
4. Storage Temperature: -40°C to +85°C

RoHS Compliant  
Lead free  
Lead-free soldering

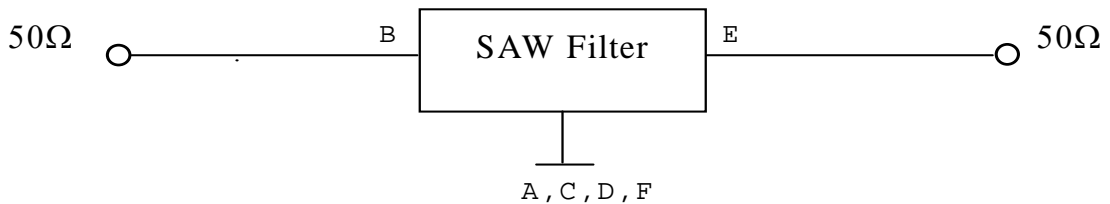
Electrostatic Sensitive Device (ESD)

### B. ELECTRICAL CHARACTERISTICS:

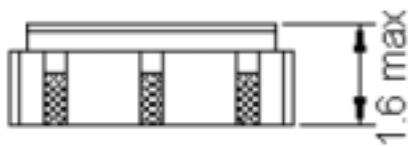
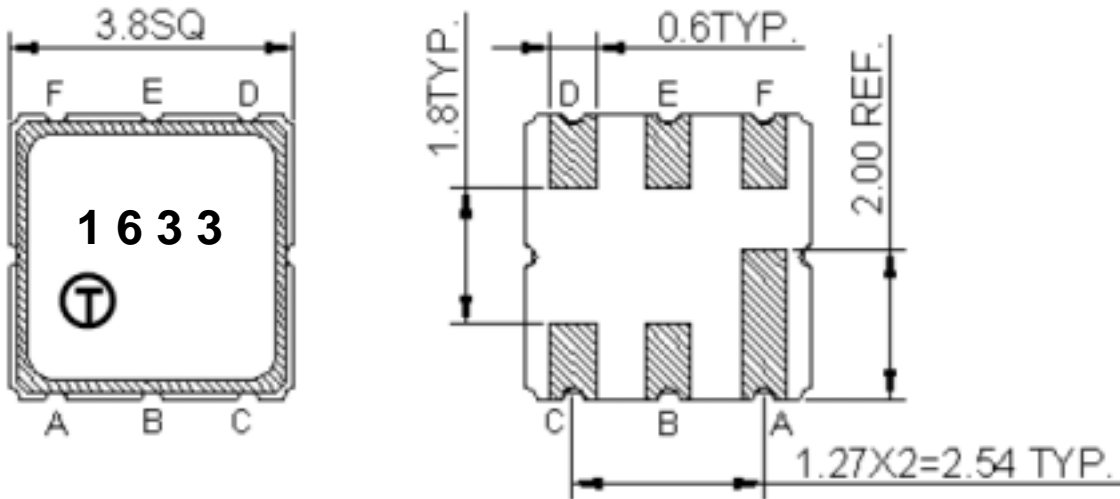
Item	Unit	Min.	Typ.	Max.
Center frequency <b>F<sub>c</sub></b>	MHz	-	460	-
Insertion Loss (450~470 MHz) <b>IL</b>	MHz	-	2.2	3.2
Bandwidth @ -1dB	MHz	-	21	-
Bandwidth @ -3dB	MHz	20	24	-
<b>Attenuation</b> (Reference level from 0 dB)				
10 ~ 360 MHz	dB	50	54	-
360 ~ 420 MHz	dB	45	50	-
500 ~ 600 MHz	dB	40	45	-
600 ~ 1000 MHz	dB	38	43	-
Temperature coefficient of frequency	ppm/k	-	-36	-

### C. MEASUREMENT CIRCUIT:

HP Network analyzer



**D. OUTLINE DRAWING:**



- B: Input**
- E: Output**
- A, C, D, F: Ground**
- : Year Code**
- : Date Code**

**Unit: mm**

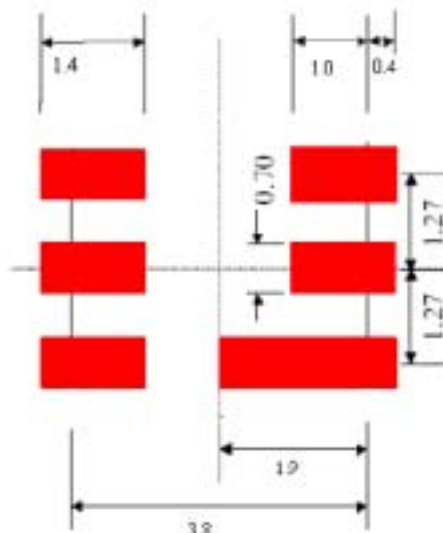
**Date Code Table:**

WK01	WK02	WK03	WK04	WK05	WK06	WK07	WK08	WK09	WK10	WK11	WK12	WK13
A	B	C	D	E	F	G	H	I	J	K	L	M
WK14	WK15	WK16	WK17	WK18	WK19	WK20	WK21	WK22	WK23	WK24	WK25	WK26
N	O	P	Q	R	S	T	U	V	W	X	Y	Z
WK27	WK28	WK29	WK30	WK31	WK32	WK33	WK34	WK35	WK36	WK37	WK38	WK39
a	b	c	d	e	f	g	h	i	j	k	l	m
WK40	WK41	WK42	WK43	WK44	WK45	WK46	WK47	WK48	WK49	WK50	WK51	WK52
n	o	p	q	r	s	t	u	v	w	x	y	z

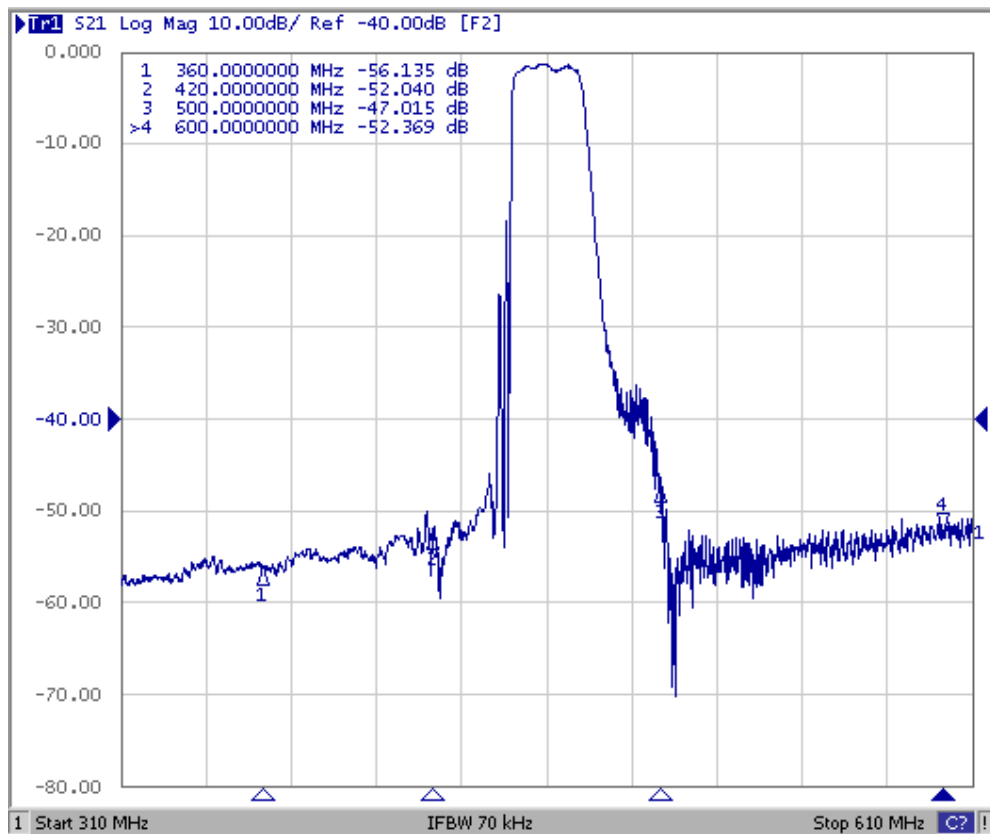
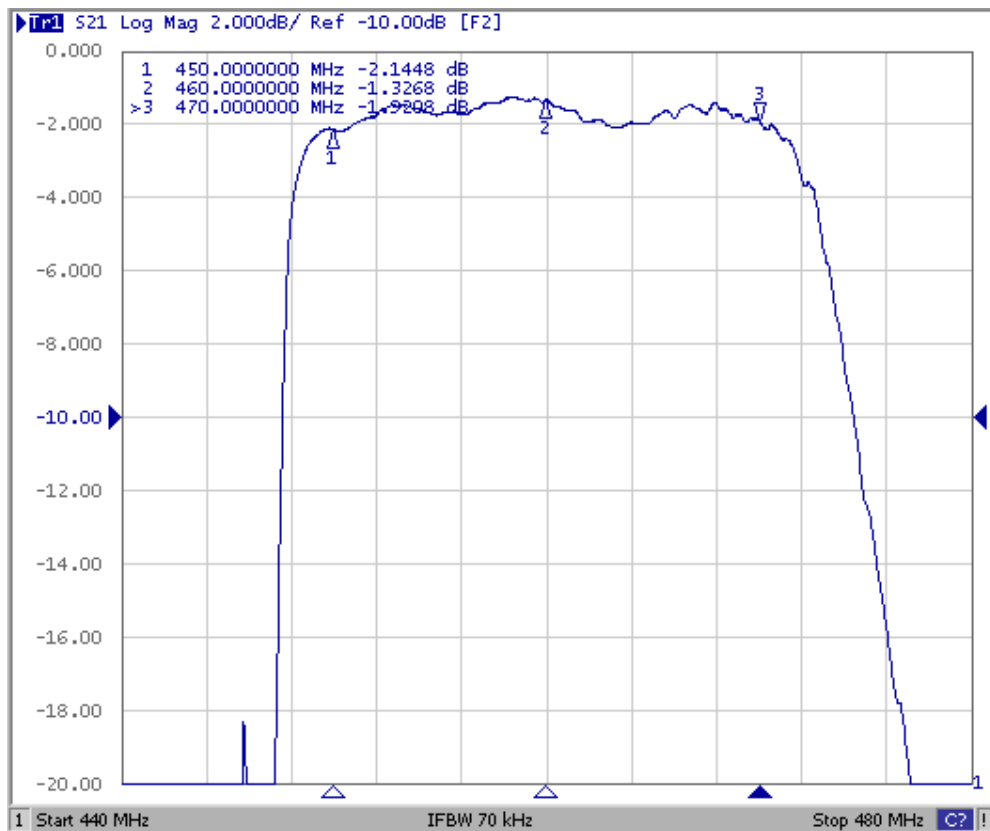
**Product Year Code**

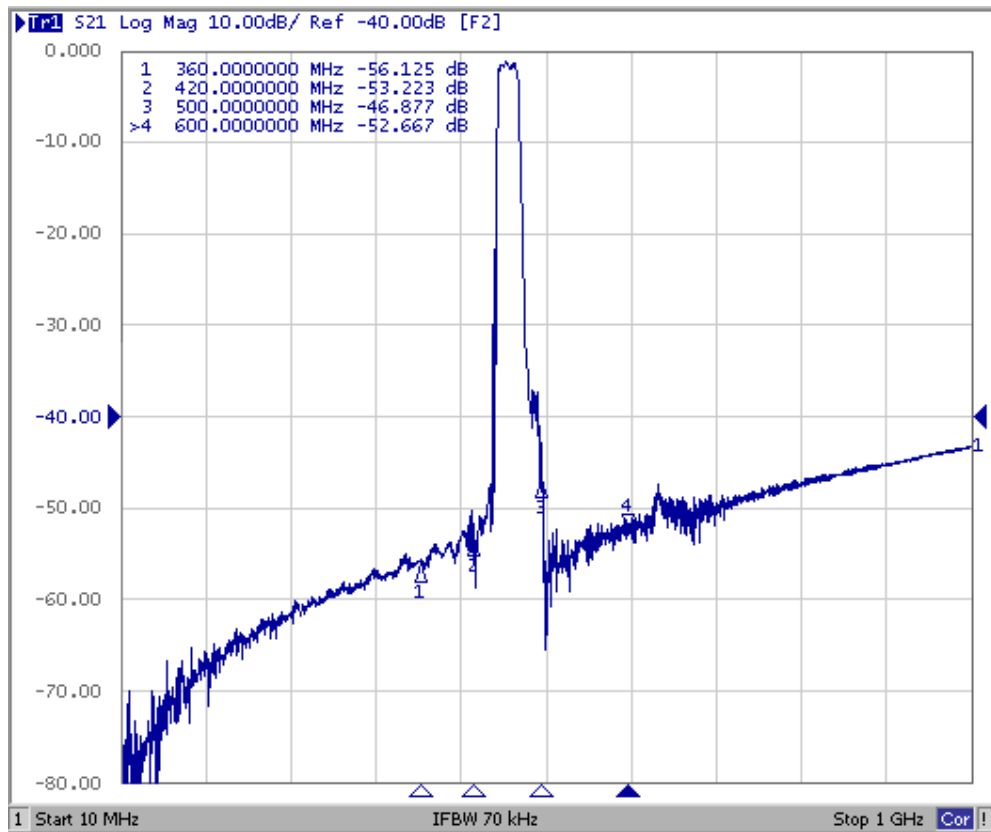
<b>Year</b>	<b>2009 2013</b>	<b>2010 2014</b>	<b>2011 2015</b>	<b>2012 2016</b>
<b>Product Code</b>	<b>A</b>	<b>a</b>	<b>A</b>	<b>a</b>

**E. PCB Footprint:**



## F. Frequency Characteristics:

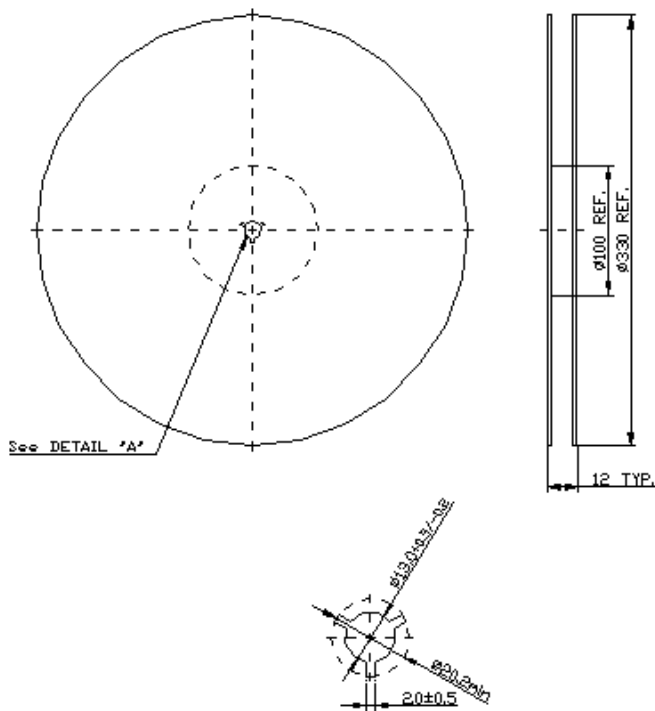




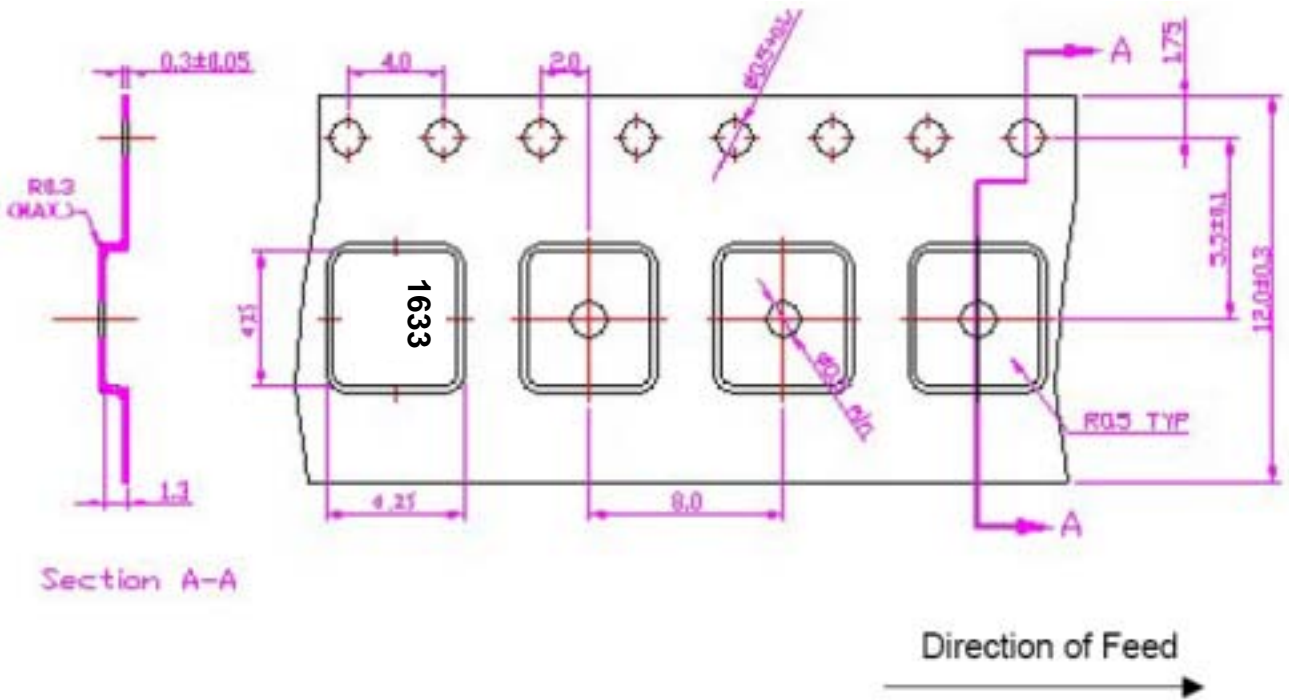
**G. PACKING:**

**1. REEL DIMENSION**

**(Please refer to FR-75D10 for packing quantity)**



## 2. TAPE DIMENSION



## H. RECOMMENDED REFLOW PROFILE:

