



TAI-SAW TECHNOLOGY CO., LTD.

No. 3, Industrial 2nd Rd., Ping-Chen Industrial District,
Taoyuan, 324, Taiwan, R.O.C.

TEL: 886-3-4690038 FAX: 886-3-4697532

E-mail: tstsales@mail.taisaw.com Web: www.taisaw.com

Product Specifications Approval Sheet

Product Description: SAW Filter 2442 MHz SMD 3X3 mm

TST Parts No.:TA0222A

Customer Parts No.: _____

Customer signature required
Company: _____
Division: _____
Approved by : _____
Date: _____

Checked by: _____ Bob Chau 

Approval by: _____ Andy Yu 

Date: _____ 2019/08/19

1. Customer signed back is required before TST can proceed with sample build and receive orders.
2. Orders received without customer signed back will be regarded as agreement on the specifications.
3. Any specifications changes must be approved upon by both parties and a new revision of specifications shall be released to reflect the changes.



TAI-SAW TECHNOLOGY CO., LTD.

No. 3, Industrial 2nd Rd., Ping-Chen Industrial District,
Taoyuan, 324, Taiwan, R.O.C.

TEL: 886-3-4690038 FAX: 886-3-4697532

E-mail: tstsales@mail.taisaw.com Web: www.taisaw.com

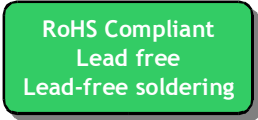
SAW Filter 2442 MHz

MODEL NO.: TA0222A

REV. NO.:4.0

A. MAXIMUM RATING:

1. Input Power Level: 10 dB_m
2. DC voltage: 0 V
3. Operating Temperature: -20°C to +70°C
4. Storage Temperature: -40°C to +85°C
5. Moisture Sensitivity Level: Level 1 (MSL1)

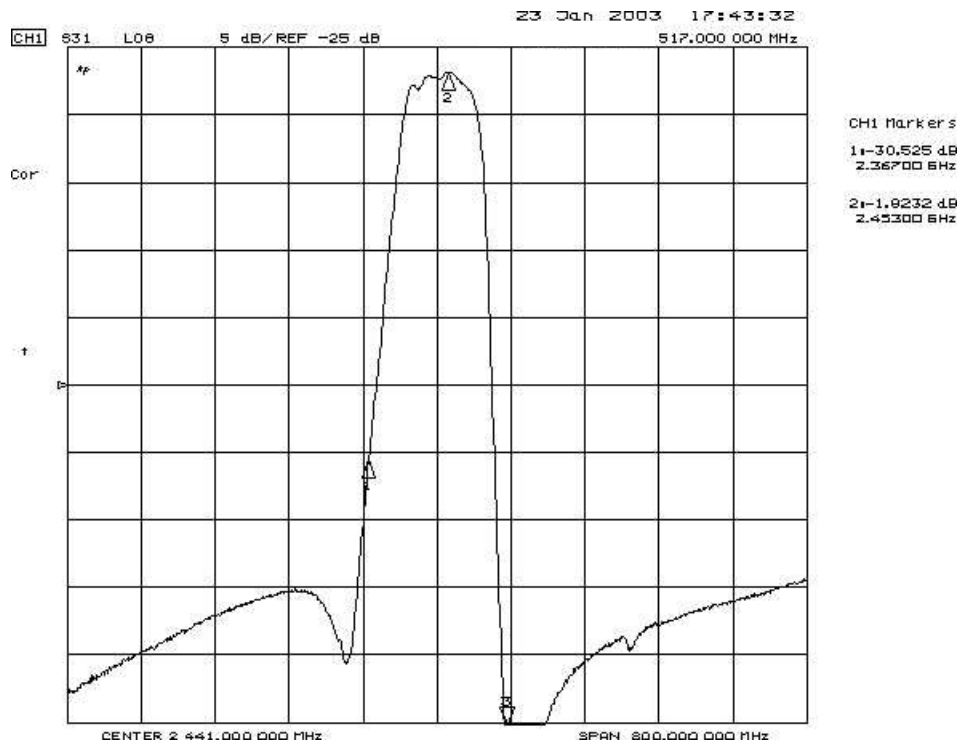
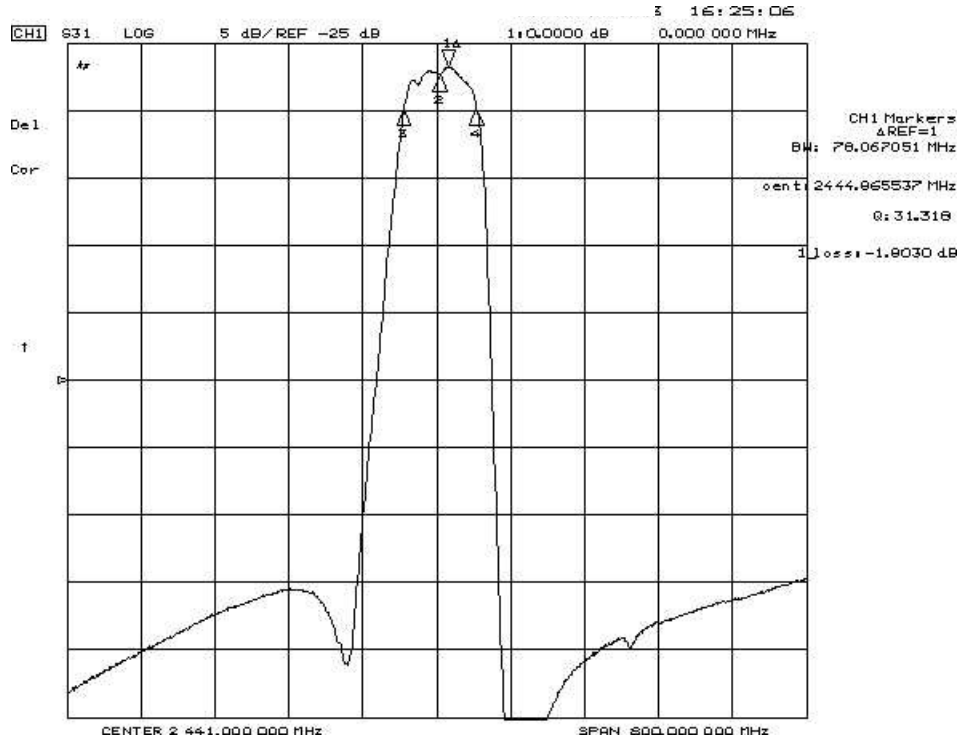


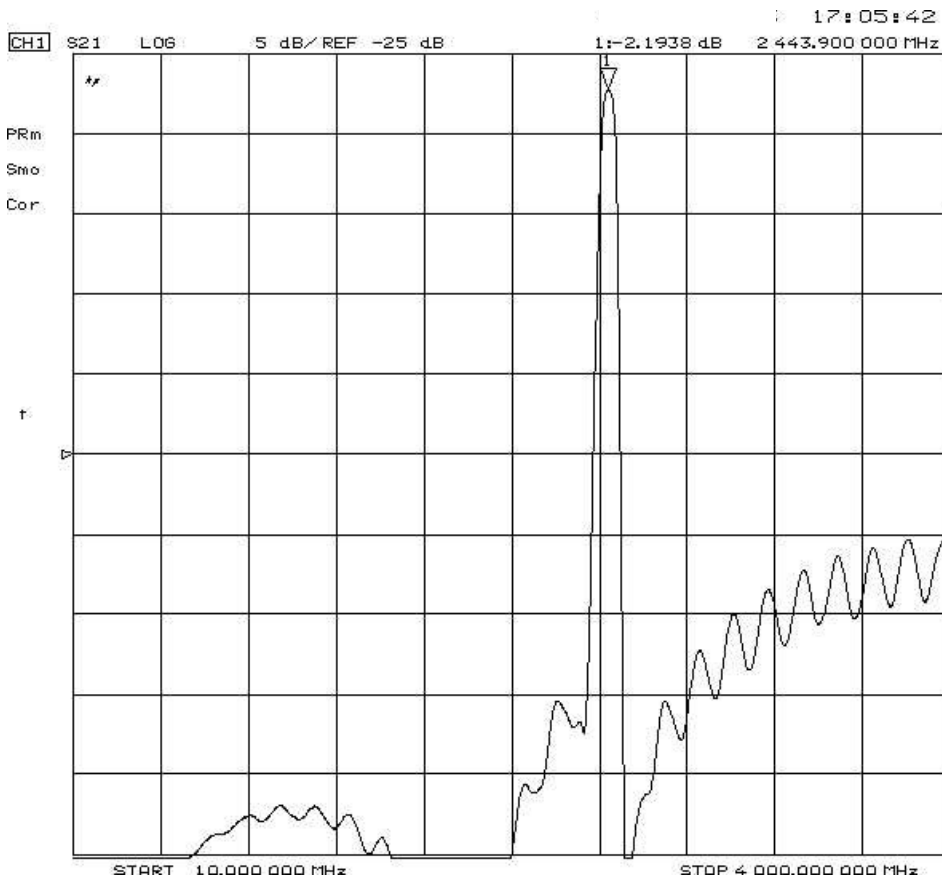
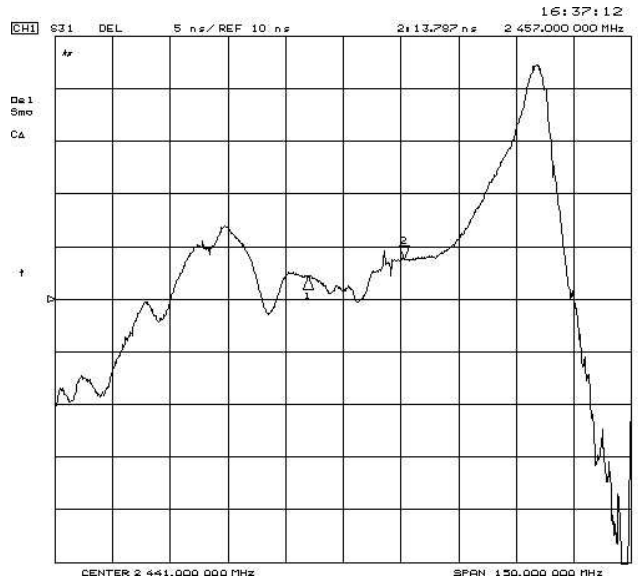
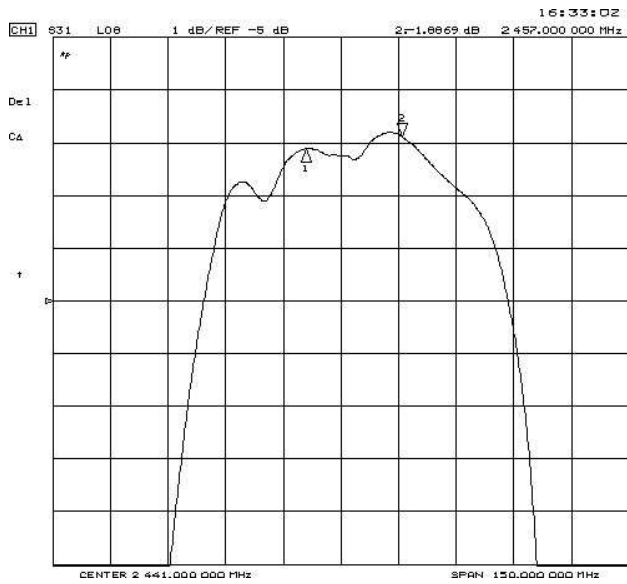
Electrostatic Sensitive Device

B. ELECTRICAL CHARACTERISTICS:

Item	Min.	Typ.	Max.
Center frequency Fr (MHz)	2437	2442	2447
Minimum Insertion loss (2437~2447 MHz) IL _{min} (dB)	-	1.9	6.0
Pass Bandwidth (relative to IL _{min}) BW ₃ (MHz)	55	78	-
Amplitude ripple (Fr +/- 12.5 MHz) (dB)	-	0.6	2.0
Group Delay Ripple (Fr +/- 12.5 MHz) (ns)	-	5	20
Group Delay (Fr +/- 12.5 MHz) (ns)	-	14	50
Attenuation (Reference level from 0 dB)			
D.C. ~ 2300 MHz (dB)	37.0	41.0	-
2300 ~ 2367 MHz (dB)	20.0	31.0	-
2517 ~ 2650 MHz (dB)	40.0	44.0	-
2650 ~ 4000 MHz (dB)	25.0	31.0	-
VSWR (Fr +/- 12.5 MHz)	-	1.6	2.5
Source impedance Z _s (Ω)	-	50	-
Load impedance Z _L (Ω)	-	50	-

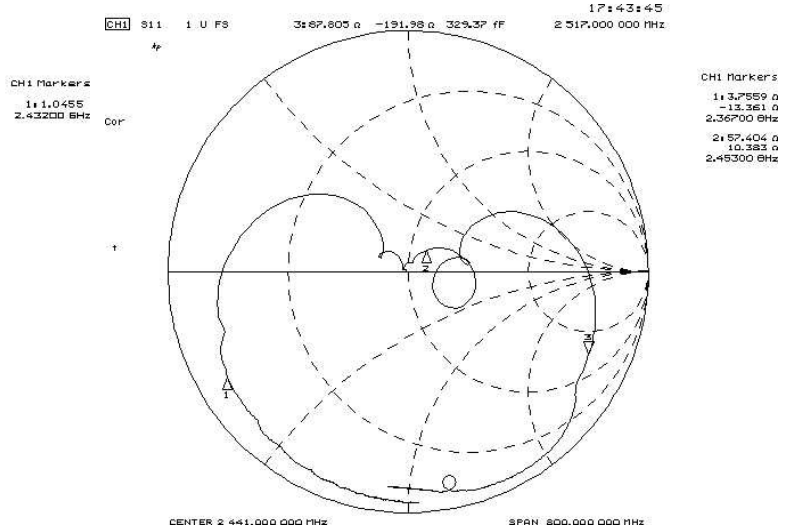
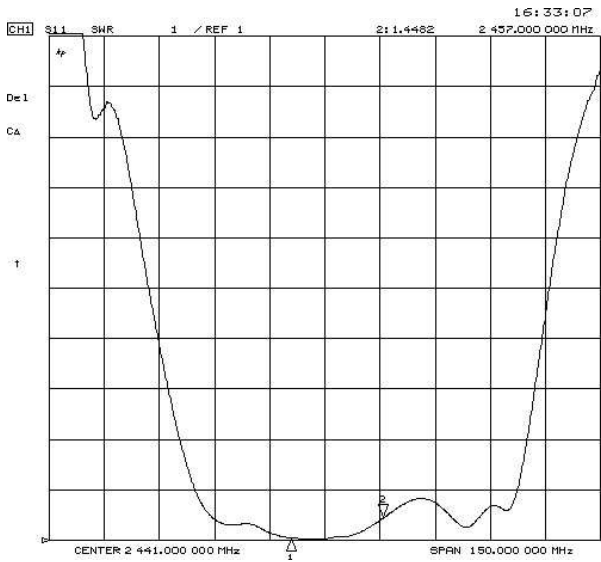
C. Frequency Characteristics :
Transfer function



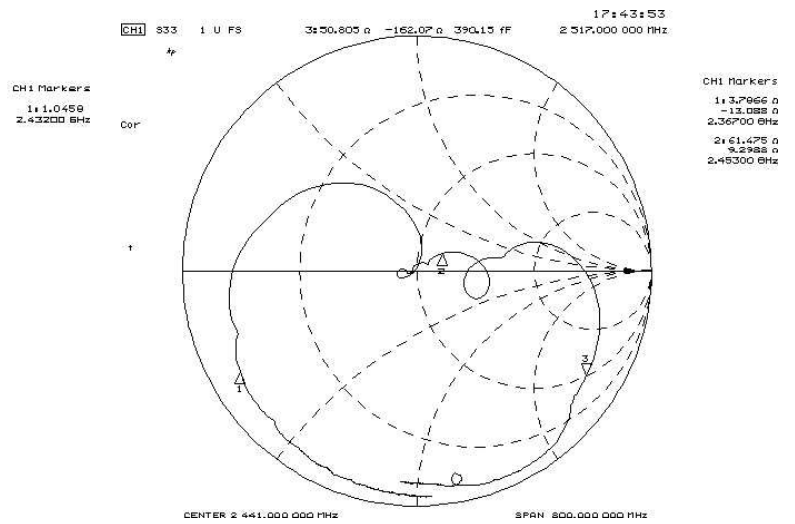
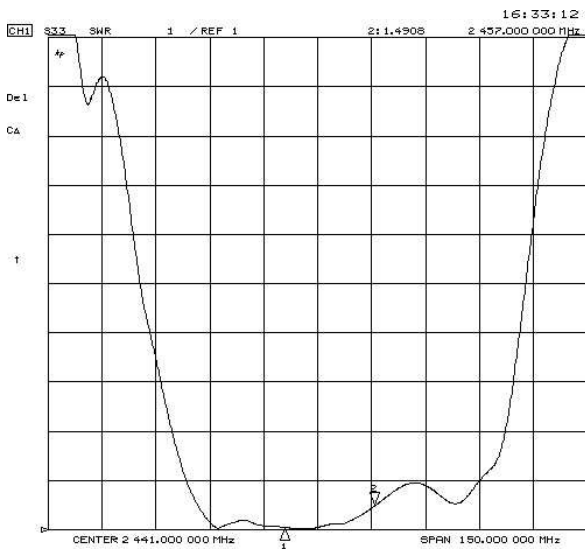


Reflections Functions :

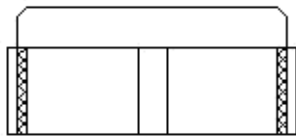
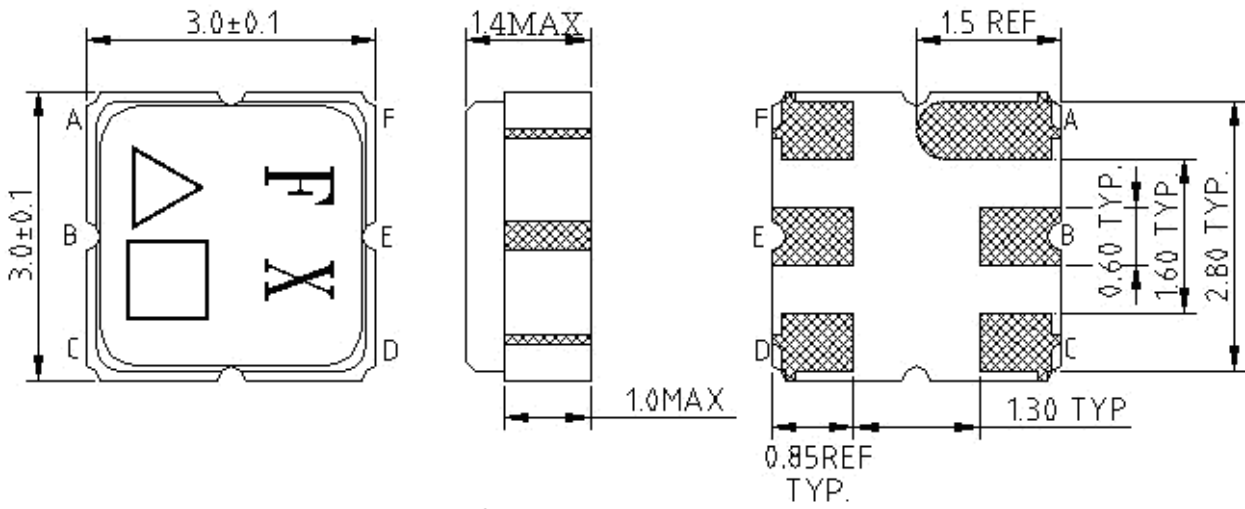
S11 VSWR



S22 VSWR



D. OUTLINEDRAWING:

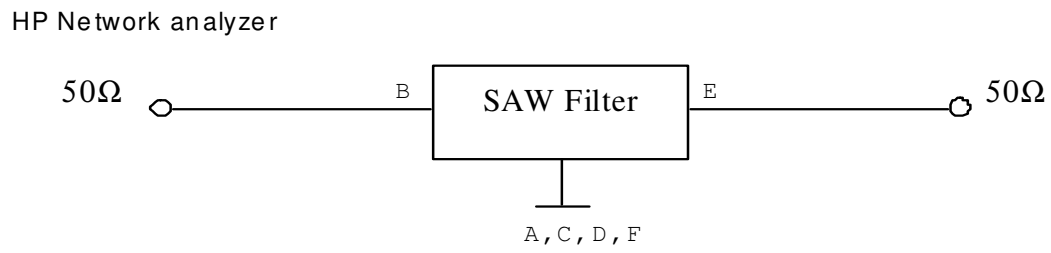


#B : Input
 #E : Output
 #A、C、D、F : Ground
 △ : Year code(2019→9、2020→0...、2028→8)
 □ : Date code
 Unit : mm

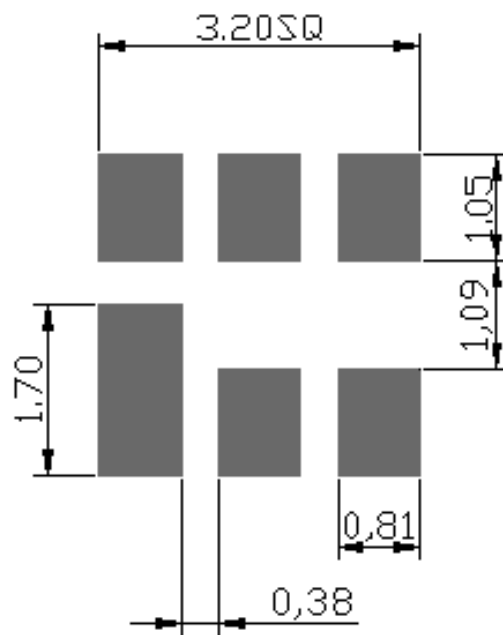
Week Code Table

WK01	WK02	WK03	WK04	WK05	WK06	WK07	WK08	WK09	WK10	WK11	WK12	WK13
A	B	C	D	E	F	G	H	I	J	K	L	M
WK14	WK15	WK16	WK17	WK18	WK19	WK20	WK21	WK22	WK23	WK24	WK25	WK26
N	O	P	Q	R	S	T	U	V	W	X	Y	Z
WK27	WK28	WK29	WK30	WK31	WK32	WK33	WK34	WK35	WK36	WK37	WK38	WK39
a	b	c	d	e	f	g	h	i	j	k	l	m
WK40	WK41	WK42	WK43	WK44	WK45	WK46	WK47	WK48	WK49	WK50	WK51	WK52
n	o	p	q	r	s	t	u	v	w	x	y	z

E. MEASUREMENT CIRCUIT:

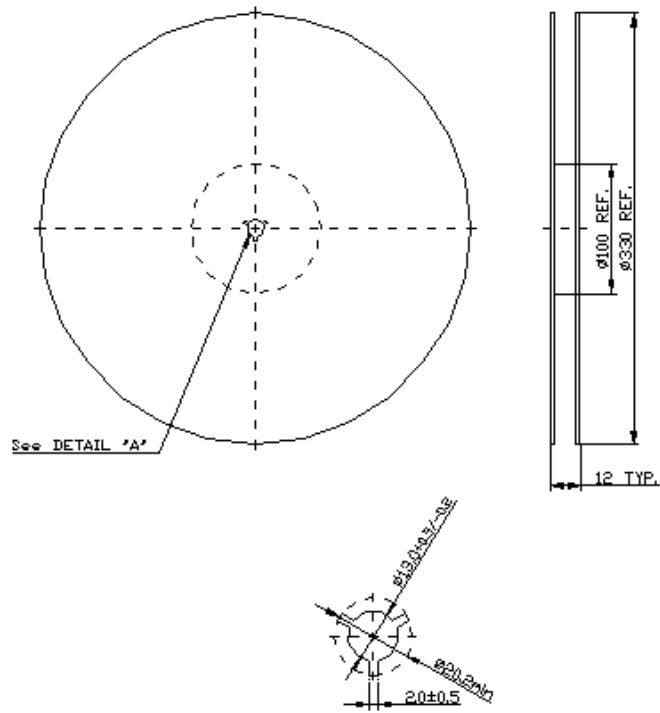


F. PCB Footprint:

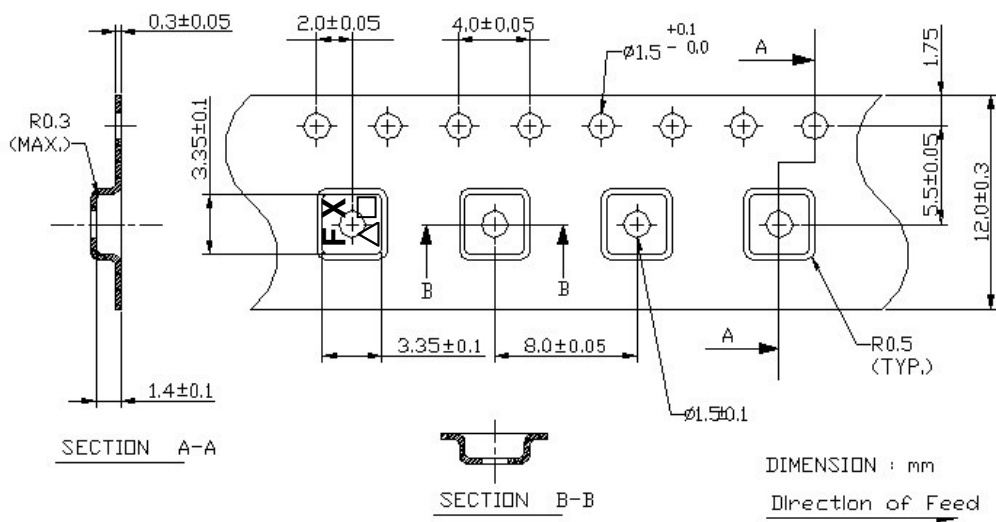


G. PACKING:

1. REEL DIMENSION



2. TAPE DIMENSION



H. RECOMMENDED REFLOW PROFILE:

1. Preheating shall be fixed at 150~180°C for 60~90 seconds.
2. Ascending time to preheating temperature 150°C shall be 30 seconds min.
3. Heating shall be fixed at 220°C for 50~80 seconds and at 260°C +0/-5°C peak (20~40sec).
4. Time: 2 times.

